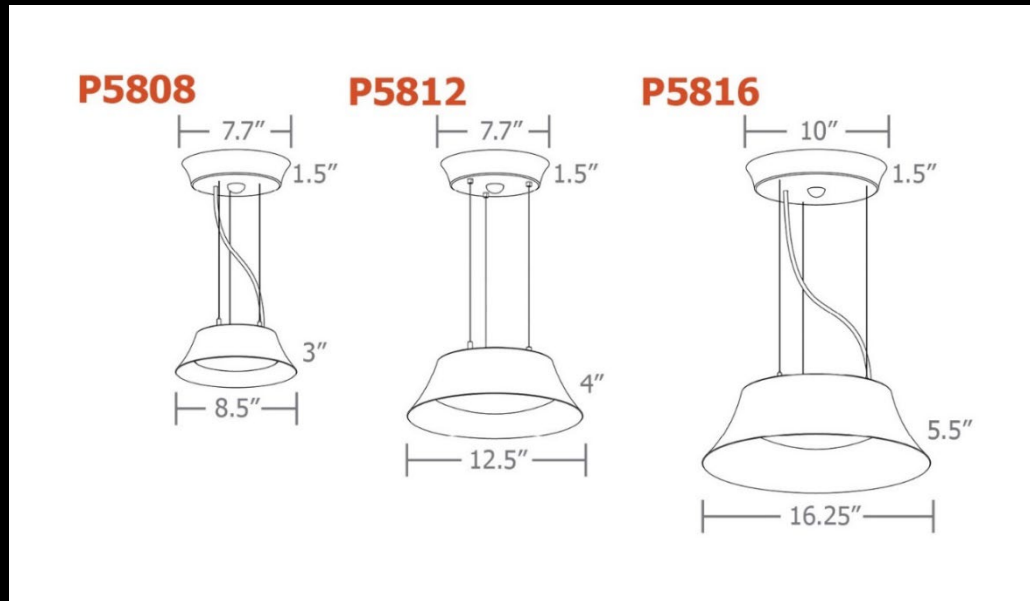


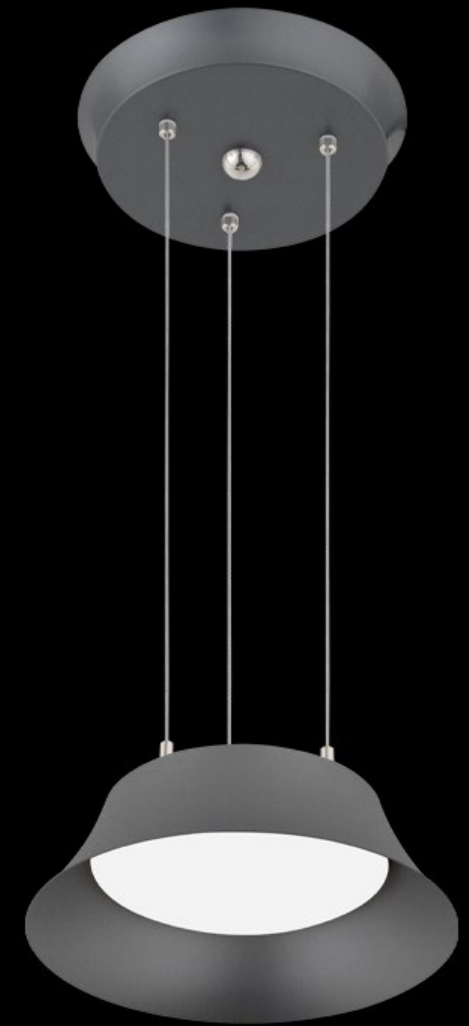
## fl.air™ 5-slider

your lighting rep has  
recommended the **fl.air™**  
pendant for your project  
Let's take a quick look:

## sizes and lumens



- P5808 (8") / 1005 – 2000 lm
- P5812 (12") / 1505 – 3000 lm
- P5816 (16") / 1915 – 4000 lm



## construction

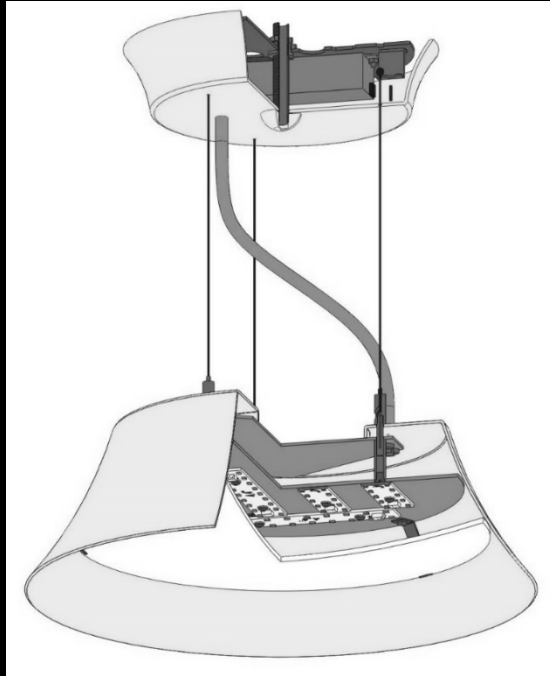
canopy mounted programmable driver, constant current, universal input (120-277v), field maintainable, 0-10v controllable to 1% dimming

optional (POC) power over cable suspension system provides a clean look without the need for a separate power cord

precision CNC spun aluminum outer housing

metal core LED boards held in place mechanically for easy maintenance

**90 cri** 3000K, 3500K, 4000K



spun aluminum canopy painted to match fixture holds three ultra-thin vertical stainless steel cables with field adjustable micro-grippers for exact AFF mounting height

(shown here) decorative cloth power cord in blue, orange, purple, red or white & gray dot

15 standard powder coat paint finishes  
+ custom RAL colors

.125" Satinice WD855 light scattering, glare reduction  
acrylic diffuser, removable for maintenance of LED boards

**fl.air™ 5-slider**



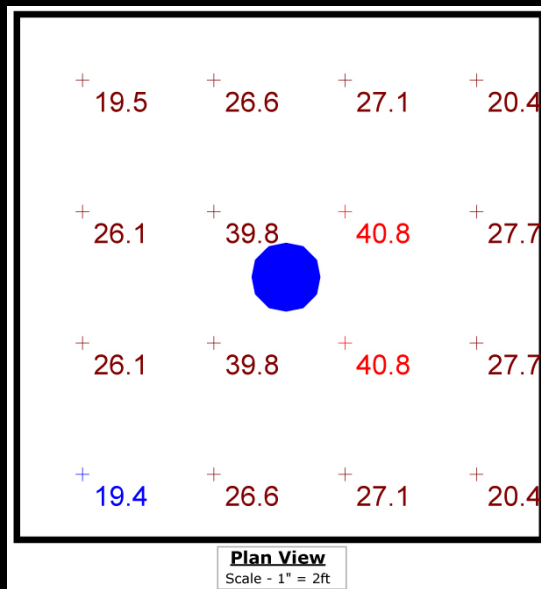
# performance

## Statistics

Description	Symbol	Avg	Max	Min	Max/Min	Avg/Min
fl.air	+	28.5 fc	40.8 fc	19.4 fc	2.1:1	1.5:1

## Schedule

Quantity	Manufacturer	Catalog Number	Description	Lamp	Wattage
1	Impact Architectural Lighting	P5812 40HI	12.5" dia. pendant fl.air	4000k 90cri LED	32



- 10' x 10' x 10'H space
- 80/50/20 reflectances
- bottom of fixture at 8' aff
- FC readings at 2.5' aff
- layout conducted using P5812 HI lumen package 90 cri (3000 direct delivered lumens)





[www.impactltg.com](http://www.impactltg.com)

- spec sheet and color chart
- photometric files and BIM models
- built to order in Saint Louis, MO, USA
- 4-week lead time

fl.air™ 5-slider

